

1c582 U.S. PTO  
06/30/99

A

1c584 U.S. PTO  
09/346559  
06/30/99

<b>UTILITY PATENT APPLICATION TRANSMITTAL</b> (Only for new nonprovisional applications under 37 CFR 1.53(b))	Attorney Docket No.: D/99176	Total Pages:
	First Named Inventor or Application Identifier	
	David Goldberg et al.	
	Express Mail Label No.: EG365634875US	

<b>APPLICATION ELEMENTS</b> See MPEP Chapter 600 concerning utility patent application contents.	<b>ADDRESS TO:</b> Assistant Commissioner for Patents Box Patent Application Washington, DC 20231
--	--

1.  Fee Transmittal Form  
(Submit an original, and a duplicate for fee processing)
2.  Specification (incl. claims) (Total Pages: 27)
3.  Drawing(s) (35 USC 113) (Total Sheets: 8)  
 Informal  Formal
4.  Oath or Declaration (Total Pages: 2)
  - a.  Newly executed (original or copy)  Unexecuted
  - b.  Copy from a prior application (37 CFR 1.63(d))  
(for continuation/divisional with Box 17 completed)  
[Note Box 5 below]
    - i.  **DELETION OF INVENTOR(S)**  
Signed statement attached deleting inventor(s) named in the prior application, see 37 CFR 1.63(d)(2) and 1.33(b).
5.  Incorporation By Reference  
(usable if Box 4b is checked)  
The entire disclosure of the prior application, from which a copy of the oath or declaration is supplied under Box 4b, is considered as being part of the disclosure of the accompanying application and is hereby incorporated by reference therein.

6.  Microfiche Computer Program (Appendix)
7. Nucleotide and/or Amino Acid Sequence Submission (If applicable, all necessary)
  - a.  Computer Readable Copy
  - b.  Paper Copy (Identical to computer copy)
  - c.  Statement verifying identity of above copies

ACCOMPANYING APPLICATION PARTS	
8. <input checked="" type="checkbox"/> Assignment Papers (cover sheet & document(s))	
9. <input type="checkbox"/> 37 CFR 3.73(b) Statement (when there is an assignee) <input checked="" type="checkbox"/> Power of Attorney	
10. <input type="checkbox"/> English Translation Document (if applicable)	
11. <input type="checkbox"/> Information Disclosure Statement (IDS)/PTO-1449 <input type="checkbox"/> Copies of IDS Citations	
12. <input type="checkbox"/> Preliminary Amendment	
13. <input checked="" type="checkbox"/> Return Receipt Postcard (MPEP 503) (Should be specifically itemized)	
14. <input type="checkbox"/> Small Entity Statement(s) <input type="checkbox"/> Statement filed in prior application, Status still proper and desired	
15. <input type="checkbox"/> Certified Copy of Priority Document(s) (If foreign priority is claimed)	
16. <input type="checkbox"/> Other:	

17.  If a **CONTINUING APPLICATION**, check appropriate box and supply the requisite information:  
 Continuation  Divisional  Continuation-in-part (CIP) of prior application No: /

**18. CORRESPONDENCE ADDRESS**

Same as prior application  Correspondence address below

NAME	John E. Beck				
ADDRESS	Xerox Corporation, Xerox Square - 20A				
CITY	Rochester	STATE	NY	ZIP CODE	14644
COUNTRY	U.S.A.	TELEPHONE	650-812-4281	FAX	716-423-5240 or 716-423-2750

06/30/99 1c582 U.S. PTO

Attorney Docket No. D/99176

19.  Cancel in this application original claims: \_\_\_\_\_ of the prior application before calculating the filing fee.  
 (At least one original independent claim is retained for this filing).
20.  The filing fee is calculated below:

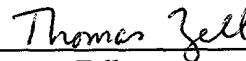
CLAIMS AS FILED, LESS ANY CLAIMS CANCELED BY ABOVE-INDICATED AMENDMENT(S)				
(1) FOR	(2) NUMBER FILED	(3) NUMBER EXTRA	(4) RATE	(5) CALCULATIONS
TOTAL CLAIMS (37 CFR 1.16(c))	23 - 20 =	3	X \$ 18	= \$54.00
INDEPENDENT CLAIMS (37 CFR 1.16(b))	3 - 3 =	0	X \$ 78	= \$0.00
MULTIPLE DEPENDENT CLAIMS (IF APPLICABLE) (37 CFR 1.16(d))		ANY - - 0	\$ 260	= \$0.00
BASIC FEE (37 CFR 1.16(a))				\$760.00
TOTAL				= \$ 814.00

21.  The Commissioner is hereby authorized to charge any filing or prosecution fees which may be required, under 37 CFR 1.16, 1.17, and 1.21 (but not 1.18), or to credit any overpayment, to Account No. 24-0025. An additional copy of this form is enclosed.
22.  This is an authorization under 37 CFR 1.136(a)(3) to treat any concurrent or future reply, requiring a petition for extension of time, as incorporating a petition for the appropriate extension of time.
23.  Amend the specification by inserting before the first line the sentence:  
 --This application is a  continuation  continuation-in-part  divisional  
 of Application(s) No(s). \_\_\_\_\_, filed \_\_\_\_\_ --
24.  A CIP declaration is enclosed.
25.  Power of Attorney
- a.  The power of attorney appears in the original papers of the enclosed prior application.
- b.  Enclosed is a copy of the declaration and power of attorney from the enclosed prior application.
- c.  A new declaration with power of attorney is enclosed.

Attorney Docket No.: D/99176

26.  The following inventors named in the prior application are deleted per 37 CFR 1.53(b)(1), 1.63(d)(2) and 1.33 (b):
27.  This application is adding one or more inventors under 37 CFR 1.48 to a previously executed application, with an enclosed: petition, fee, newly executed declaration from all inventors, and written consent of the assignee.
28.  This application claims the priority benefit of one or more Provisional Application No(s). 60/129,304 and the first sentence of this application has been or will be amended to so indicate.
29.  Priority is claimed from  
(reinsert all previous priority claims for the entire chain of any prior applications).
30.  Other paper(s) enclosed:

Respectfully submitted,



Thomas Zell

Signature per 37 CFR 1.33 & 34

Date: 6/30/1999

Registration No. 37,481

Telephone No. 650-812-4281

6508124281

## **SYSTEM FOR AUTHENTICATING HARDCOPY DOCUMENTS**

Priority is claimed from U.S. Provisional Application No. 60/129,304, filed April 14, 1999 by the same inventors and assignee.

### **BACKGROUND OF THE INVENTION**

5    **1.    Field of the Invention**

The present invention relates generally to using electronic methods to process hardcopy documents, and more particularly, to a system that uses digital methods for authenticating hardcopy documents.

10    **2.    Description of Related Art**

10       The use of public-key cryptography to authenticate (i.e., verify the integrity of) digital data by a recipient is well known. For example, the Digital Signature Standard (DSS), a proposed Federal Information Processing Standard (FIPS), provides a Digital Signature Algorithm (DSA) for digital signature generation and verification. (Details of the DSA are available on the Internet at  
15    <http://www.itl.nist.gov/div897/pubs/fip186.htm> (FIS PUB 186), which is hereby incorporated by reference.) Typically, the DSA and other forms of digital signatures make use of public and private keys. Public keys are assumed to be known to the public whereas private keys are never shared between users. Digital signatures are generated using private keys and verified using a  
20    corresponding public key to authenticate, or verify the integrity of, a digital document.

Public-key cryptography has proven to function well for applications that can assure that the sender and the recipient have identical (i.e., digitally identical) message data. In operation, such digital signature algorithms utilize a  
25    secure hash function to generate a condensed version of digital message data. In practice, making the hash function one-way or irreversible maximizes the security of a hash function. Once condensed, the message data is signed using the sender's secret key to generate a digital signature. Upon receipt of the digital signature and the digital message data, the recipient utilizes the same hash

function to regenerate the condensed version of the message data. This condensed version of the message data is then verified using the signature and the sender's public key.

5 However, once message data between the sender and recipient is no longer digitally identical then public-key cryptography is no longer practical for providing the verification of digital signatures. In one instance, message data passed between sender and recipient may fail to be digitally identical when the data being passed is analog data. Analog data is defined herein as data that may not have reduced quality when reproduced at the recipient and the sender,  
10 however, the digital reproductions may not be identical. In general, applications that pass between sender and recipient message data that is not digitally identical are not well suited for public-key cryptography.

Another instance where public-key cryptography fails to operate as intended is when a document needs to be further processed after the digital  
15 signature is computed. For example, further processing of a document may require conversion to a different resolution, or further lossy compression. If the resolution conversion or lossy compression applied to a document is non-reversible, then the signature will not apply to the processed image because the further processing makes the original document and the further processed  
20 document no longer digitally identical.

A further instance where public-key cryptography fails to operate as intended is for the digital signature verification of hardcopy documents (e.g., paper, and transparency). In this instance, scanned reproductions of the sender  
25 hardcopy document and the recipient hardcopy document are not digitally identical because document scanners have the property of being unable to reproduce a digital scan of a hardcopy document even if the same scanner is used repeatedly.

In view of forgoing limitations of public-key cryptography, it would be desirable to provide a system that can be used to authenticate (i.e., verify the  
30 integrity of) hardcopy documents. Such a system would advantageously be used

to detect changes between a hardcopy document delivered by a sender to a recipient without requiring repeatable digital reproductions of the hardcopy document.

**SUMMARY OF THE INVENTION**

5 In accordance with the invention, there is provided a method and apparatus therefor, for authenticating a hardcopy document. Initially, a scanned representation of the hardcopy document is recorded in a memory at a selected resolution. Lossy compressed image data is generated with the scanned representation of the hardcopy document. An authentication token is produced  
10 with the lossy compressed image data. The authentication token includes encrypted image data or hashed encrypted image data. The hashed encrypted image data includes the lossy compressed image data and an encrypted hash of the lossy compressed image data. The scanned representation of the hardcopy document is arranged in the memory with a digital encoding of the authentication  
15 data for rendering at a printer a signed hardcopy document.

In accordance with one aspect of the invention, the authenticity of the signed hardcopy document is verified by initially recording a scanned representation of the signed hardcopy document. The authentication token is decoded from the scanned representation of the signed hardcopy document.  
20 The lossy compressed image data is authenticated using either the encrypted image data or the hashed encrypted image data. The authenticated lossy compressed image data is decompressed for comparison with the signed hardcopy document to determine whether the signed hardcopy document is authentic.

25 In accordance with another aspect of the invention, different types of image data (e.g., text, halftone) and/or different regions are identified and compressed using different compression schemes. This aspect of the invention may be used to improve image compression by compressing certain identified image content with data dependent compression schemes. In addition, this  
30 aspect of the invention may be used to enhance verification of the signed

hardcopy document by compressing image content that is more important at lower compression ratios.

In accordance with yet another aspect of the invention, the lossy compressed image data is compressed using a low-fidelity token-based compression scheme. This aspect of the invention is performed by recording the exemplars and locations of exemplars at resolutions that are less than the selected resolution of the scanned representation of the hardcopy document.

### **BRIEF DESCRIPTION OF THE DRAWINGS**

These and other aspects of the invention will become apparent from the following description read in conjunction with the accompanying drawings wherein the same reference numerals have been applied to like parts and in which:

Figure 1 illustrates a signature generation system for generating a signed hardcopy document of an original document;

Figure 2 illustrates serpentine halftone patterns for encoding data with a halftone component and a binary data component;

Figure 3 illustrates a sample of serpentine halftone patterns with a single halftone level and binary data components;

Figure 4 illustrates a sample of serpentine halftone patterns with binary data components and multiple halftone components (i.e., binary data level/halftone level);

Figure 5 illustrates a signature verification system for verifying a signed hardcopy document;

Figure 6 illustrates an alternate embodiment for generating a signed hardcopy document of an original document composed of textual (i.e., bi-level) content; and

Figures 7 and 8 illustrate alternate embodiments for the compression module shown in Figures 1 and 6.

**DETAILED DESCRIPTION**

**A. Overview**

5 The present invention relates to the authentication of hardcopy documents using digital imaging systems and methods. Generally, authentication consists of two separate systems that perform two independent operations: a signature generation operation and a signature verification operation. That is, a sender of message data generates a signature and a recipient of message data verifies the signature. Different embodiments of the signature generation system are illustrated in Figures 1 and 6, and different embodiments of signature verification system are illustrated in Figure 5. More specifically, Figure 1 illustrates a signature generation system 100 for generating a signed hardcopy document 128 in accordance with the present invention. The signed hardcopy document 128 is prepared by inputting a scanned version of an original hardcopy document 104 into the signature generation system 100. Upon receipt of the hardcopy document 128 that contains both the compressed content of the original hardcopy document and a digital signature (i.e., authentication token 122), the recipient determines the authenticity of the signed hardcopy document 128 by verifying the sender's signature using the signature verification system 500 set forth in Figure 5.

20 In general, the signature generation system 100 and the signature verification system 500 operate on a conventional computer having one or more processor units for executing instructions. In addition, the conventional computer includes a memory for storing image data (e.g., grayscale image data) and instructions for performing the signing and/or verification of hardcopy documents in accordance with the present invention. More specifically, the instructions stored in the memory of the signature generation system 100 include a compression module 110, an authentication token generator 114, a halftone generator 118, and an encoding module 124, and the instructions stored in the memory of the signature verification system 500 include a decoding module 504,

60600-554460



an authentication module 508, a decompression module 512, and an image data comparison module 518.

To summarize, the authentication of a hardcopy document generally requires two processes: a sender-based process for generating the signature for the hardcopy document (e.g., Figure 1), and a recipient-based process for verifying the signature of the hardcopy document (e.g., Figure 5). However, it will be appreciated by those skilled in the art that although the Figures show the signature generation system and the signature verification system to be independent systems, these two systems can be integrated together to form an authentication system that performs both signature generation and signature verification.

### **B. Signature Generation**

Referring now specifically to the signature generation system 100 shown in Figure 1, generating a signed hardcopy document 128 of an original hardcopy document 104 begins by recording a scanned bitmap image 108 with a scanner 106. In the embodiment illustrated in Figure 1, the scanned bitmap image 108 is recorded by the scanner 106 as grayscale image data for recording both color and/or gray scale images. It will be appreciated by those skilled in the art that the number of grayscale levels is dependent upon the particular data being scanned and the particular processing and memory capabilities of the signature generation system 100. In the alternate embodiment shown in Figure 6, the scanned bitmap image could be thresholded and recorded as binary image data.

In operation, the signature generation system 100 receives as input the grayscale image data 108 from scanner 106. Upon receipt of the image data 108, a compression module 110 generates compressed image data 112. In a preferred embodiment, the compressed image data 112 is compressed using a compression scheme that achieves highly compressed images with for example compression ratios of approximate 30:1 (i.e., uncompressed to compressed). Lossy compression schemes that achieve such compression ratios are known in the art, examples of which include JPEG (Joint Photographic Experts Group) and

wavelets. Details of the JPEG encoding standard are available on the Internet at <http://www.jpeg.org>. Further details of wavelets is disclosed by Shapiro in "Embedded Image Coding Using Zerotrees of Wavelet Coefficients", IEEE Transactions on Signal Processing, Vol. 41, No. 12, December 1993, pp. 3445-3462, and by Said et al. in "A New, Fast, and Efficient Image Codec Based on Set Partitioning in Hierarchical Trees", IEEE Transactions on Circuits and Systems for Video Technology, Vol. 6, No. 3, June 1996, pp. 243-250. In an alternate embodiment, the compressed image data is compressed using lossless compression schemes that achieve a lower compression ratio than the  
5  
10

In addition, upon receiving the grayscale image data from scanner 106, the halftone generator 118 produces halftone image data 120. The method of producing halftone image data 120 from grayscale image data using the halftone generator 118 is well known in the art. The purpose of digital halftoning is to  
15

convert a large number of levels of gray and/or color in the image data 108 (e.g., 256 levels for black and white) to a lesser number of levels for output on printer 126. The halftone generator 118 effectively transforms the grayscale image data from grayscale input to halftone patterns that are two-dimensional arrays of pixels.

20

After receiving the compressed image data 112, the authentication token generator 114 produces an authentication token 122. The authentication token 122 represents a digital signature that is to be integrated with the grayscale image data 108 in the signed hardcopy document 128. The authentication token includes a compressed representation of the original hardcopy document and  
25

means for authenticating it. In operation, the authentication token generator 114 uses a private key 116 of the sender (i.e., author, owner) to sign the original hardcopy document 104. The private key (i.e., secret key) 116 is issued by a public-private key authority (not shown) that is commonly available on networks such as the Internet.

5 The authentication token generator 114 produces the authentication token 122 by either encrypting the compressed image data 112 (i.e., encrypted image data) or by encrypting a hash of the compressed image data 112. When a hash of the compressed image data 112 is encrypted, the authentication token 122 includes both the encrypted hash of the compressed image data and the compressed image data 112 (i.e., hashed encrypted image data). Encrypting image data can be performed using, for example, the RSA (Rivest, Shamir, and Adleman) algorithm. Other known encryption algorithms are disclosed in "Applied Cryptography: Protocols, Algorithms, and Source Code in C," by Bruce Schneier, 10 2nd edition (December 1995) John Wiley & Sons (ISBN: 0471117099), which is hereby incorporated by reference. Encrypting a hash of compressed image data can be performed, for example, using the DSA (referenced above). Generating a hash of data using a hash function is well known. An example of a hash function is the Secure Hash Standard (SHA) disclosed on the Internet at 15 <http://www.itl.nist.gov/div897/pubs/fip180-1.htm> (FIS PUB 180-1), which is hereby incorporated by reference.

20 Upon receipt of the authentication token 122 and the halftone image data 120, the encoding module 124 produces encoded halftone image data 125 which is used by printer 126 to render the signed hardcopy document 128. In accordance with the invention, the authentication token 122 is encoded using embedded data. Embedded data is digital data carried by a document that is machine readable only. In one representation of embedded data, a halftone pattern such as a serpentine halftone pattern is used to encode the authentication token 122 as digital data in the halftone pattern. Forming part of 25 the encoding module 124 is a pattern rotator that rotates a halftone cell depending on the particular value of the digital encoding required for the halftone cell. Once properly rotated, the output of the encoding module 124 is the encoded halftone image data 125 that is printed by printer 126 to form the signed hardcopy document 128.

It will be appreciated by those skilled in the art that the compression ratio of 30:1 set forth above is an estimate of the level of compression desired by the compression module 605. Whether a 30:1 compression ratio is achieved by the compression module 605 depends on a number of factors, one of which is the content of the original hardcopy document. For example, an original hardcopy document which has large all black and all white regions has less area that can be used to encode data using serpentine halftone patterns, and therefore requires a higher compression ratio than an original image with greater usable space for data encoding. The compression ratio achieved also depends on the density of serpentine halftone patterns used. It will further be appreciated by those skilled in the art that the compression ratio for original hardcopy documents will vary in a similar way for the alternate embodiments illustrated in Figure 6.

Figure 2 illustrates an example a serpentine halftone pattern (i.e., a serpentine pattern) that can be used by the halftone generator 118 to produce the halftone image data 120 and by the encoding module 124 to encode the authentication token 122 in the halftone image data 120. More specifically, each square 201-206 represents a halftone cell that is a two-dimensional array of pixels. These halftone cells are formed from a serpentine pattern comprising two separate arcs. Each of the two arcs within each halftone cell intersects two adjacent sides of the halftone cell at approximately the center of a side of the halftone cell.

The tone of the image (i.e., grayscale image data) is controlled by selectively varying the thickness of the two separate arcs in each halftone cell. The rows 210-212 of halftone cells illustrate three levels of tone encoding. It will be appreciated by those skilled in the art that the number of tone levels for a particular halftone pattern will vary depending on the complexity of the original hardcopy document and the particular capabilities of the printer 126. In contrast, the rows 208 and 209 illustrate an encoding for two binary data components ("0" and "1") which are used to encode the authentication token 122 in a digital form

in the halftone pattern. Because the rotation of the halftone cells 201-206 does not vary the tone of the image, digital data can be encoded therein.

Figure 3 illustrates an enlarged view of a halftone image in which a single tone is used to encode data (e.g., authentication token 122). The digital value of each cell is indicated in the lower right corner. As illustrated in Figure 3, since each of the halftone cells is identical at their boundary even though they may be rotated at ninety degrees from each other, there exists no discernable change in tone. Figure 4 illustrates a further example of an enlarged view of a halftone image in which three different tones are used to encode data. In each of the halftone cells illustrated in Figure 4 the data value is indicated followed by the tone value (e.g., 0/2). Further details of forming serpentine halftone images are disclosed in U.S. Patent No. 5,706,099 to Curry, which is incorporated herein by reference.

In an alternate representation of embedded data, hyperbolic serpentine halftone cells are used to encode the authentication token 122 instead of circular serpentine halftone cells, examples of which are illustrated in Figure 2. Further details of hyperbolic serpentine halftone cells are set forth in U.S. Patent Application Serial No. 09/015,671, entitled "Line Screen Having Extended Dynamic Tone Range for Embedded Machine Readable Data in Halftone Images," which is incorporated herein by reference. In yet another representation of embedded data, halftone glyphs are used to encode authentication token 122. Further details of halftone glyphs are disclosed in U.S. Patent No. 5,315,098.

Because the serpentine halftone patterns illustrated in Figures 2-4 can be used to encode information at approximately 100 bits/inch or higher, they can be used to integrate the grayscale image data 108 with the authentication token 122. Advantageously, the present invention uses highly compressed grayscale image data to generate the authentication token 122. As a result, the signature generation system 100 in combination with the signature verification system 500 provide means for authenticating a hardcopy document using digital

authentication techniques even though the digital representation of the scanned hardcopy document may vary between sender and recipient.

### **C. Signature Verification**

Figure 5 illustrates two different methods for verifying the authenticity of the signed hardcopy document 128 using the signature verification system 500. Initially, grayscale image data 502 of the signed hardcopy document 128 is generated using a scanner 106. The grayscale image data 502 is input to decoding module 504 that decodes the encoded halftone image data 125 produced by the signature generation system 100. The output of the decoding module 504 is the authentication token 122 produced by the authentication token generator 114. As set forth above, the authentication token 122 represents the digital signature of the sender and a compressed representation of the signed hardcopy document 128.

Once the grayscale image data 502 of the signed hardcopy document is decoded, the authentication module 508 is used to authenticate the authentication token 122. More specifically, the authentication module 508, which takes as input the authentication token 122 and a public key 516, authenticates the digital signature (i.e., authentication token 122) to authenticate the compressed image data 112 that is embedded in the authentication token 122. In one embodiment, the public key 516 is retrieved from the public-private key authority using the name of the person who sent the signed hardcopy document 128. In an alternative embodiment, the public key 516 is obtained from the public-private key authority using a hint that is encoded in the grayscale image data 502 along with the authentication token 122.

In one embodiment, when the authentication token 122 is composed of the compressed image data and an encrypted hash of the compressed image data, then the authentication token is authenticated by decrypting the encrypted hash of the compressed image data. In an alternate embodiment, when the authentication token 122 is composed of encrypted compressed image data, then the authentication token is authenticated by decrypting the encrypted

compressed image data. After being authenticated (and decrypted if necessary), the compressed image data 112 is then decompressed by the decompression module 512 to produce decompressed image data 514. In the event the decompressed image data 514 is compressed using a lossy compression  
5 scheme, the decompressed image data 514 is a lossy representation of the grayscale image data 108 before it was compressed by compression module 110.

Final verification of the signed hardcopy document 128 is then performed using both or a single of the following first and second verification steps. The first  
10 verification step is performed by first printing an authenticated hardcopy of the original document 528 with printer 126 using the decompressed image data 514. Once printed, the authenticated hardcopy of the original document 528 is compared visually against the signed hardcopy document 128 at 530. In an alternate embodiment, the decompressed image data 514 is rendered for output  
15 on display 532 for visual comparison with the signed hardcopy document 128. In yet another embodiment, rendered versions for display of the decompressed image data 514 and the grayscale image data 502 are displayed side-by-side or overlaid on top of each other for visual comparison on the display 532.

The second verification step is performed by image data comparison  
20 module 518 that compares the decompressed image data 514 with the grayscale image data 502. One method for comparing these two images is to compare identified features in the image data 514 and 502. If the identified features match within a predefined degree of certainty then the image data 514 and 502 is specified by the image data comparison module 518 to match. If the image data  
25 comparison module 518 has identified a match, the authenticity of the signed hardcopy document 128 is indicated to the recipient to be valid (i.e., a match) or invalid (i.e., no match) by indicators 520 and 522, respectively. Methods for identifying features in images is known in the art as disclosed by Bhattacharjee et al., in "Compression Tolerant Image Authentication," Proceedings of the 5th  
30 IEEE International Conference on Image Processing (ICIP'98), Chicago, Vol. 1,

October 4-7, 1998, and by Lin et al., in "A Robust Image Authentication Method Distinguishing JPEG Compression from Malicious Manipulation," CU/CTR Technical Report 486-97-19, Dec. 1997 (available on the Internet at <http://www.ctr.columbia.edu/~cylin/pub/authpaper.ps>), which are incorporated  
5 herein by reference.

The advantage of visually comparing the signed hardcopy document 128 and the authenticated hardcopy of the original document 528 is that those portions of the signed hardcopy document that are most important to the recipient of the document can be specifically identified and verified. It will be  
10 appreciated by those skilled in the art that specific annotations could be used to identify areas of interest on the signed hardcopy document and used to evaluate whether the signed hardcopy document 128 is authentic.

#### **D. Signature Generation For Documents Having Textual Content**

Figure 6 illustrates an alternate embodiment for generating a signed  
15 hardcopy document of an original document composed of binary or bi-level data (e.g., textual content) instead of grayscale image data (i.e., multiple gray or color levels). Similar to the embodiment shown in Figure 1, an original hardcopy document 602 is scanned at scanner 106 to record a bitmap image. However, unlike the bitmap image recorded in Figure 1, the bitmap image recorded in the  
20 embodiment illustrated in Figure 6 is binary image data 604. The compression module 605, similar to the compression module 110, is adapted to produce a compressed form (i.e., compressed image data 112) of the binary image data 604. The compression ratio that can be achieved varies depending on the particular compression scheme used to compress the binary data 604.

25 In one embodiment, the compression scheme used to compress the binary data 604 is a low-fidelity version of a symbol based compression scheme disclosed in U.S. Patent No. 5,835,638 (entitled "Method And Apparatus For Comparing Symbols Extracted From Binary Images Of Text Using Topology Preserved Dilated Representations Of The Symbols"), which is hereby  
30 incorporated by reference. The low-fidelity symbol based compression scheme



achieves a higher compression ratio than the symbol based compression scheme disclosed in U.S. Patent No. 5,835,638 by reducing the quality of document appearance (i.e., formatting) while preserving the quality of document content in a compressed image. As set forth in U.S. Patent No. 5,835,638, a document is compressed using symbol based compression by identifying tokens (i.e., small image segments) that are identical or nearly identical (e.g., two instances of the letter "e" in the same font having the same font size) with a single exemplar and recording locations where the exemplar appears in the original document.

10 Low-fidelity symbol based compression of a document is performed by eliminating compression information directed at preserving document formatting. That is, improved levels of compression can be achieved by reducing the effective resolution of an image by either directly or indirectly reducing the resolution of exemplars and exemplar locations.

15 More specifically, improved levels of compression can be achieved using low-fidelity symbol based compression by directly reducing the resolution of exemplars recorded in a compressed image. For example in black and white documents, a 300 dpi (dot per inch) exemplar can be replaced by a 75 dpi two-bit grayscale exemplar. In an alternate embodiment, the resolution of exemplars can be indirectly reduced by recording an imprecise outline of an exemplar. Because the outline of an exemplar is imprecise, the resolution of the exemplar is indirectly reduced since the actual symbol cannot always be accurately reproduced.

25 Also, improved levels of compression can be achieved by recording at reduced resolutions the locations of the instances at which each token appears in an original image. For example, exemplar locations can be recorded to be within +/- 1/75 of an inch rather than 1/300 of an inch. In an alternate embodiment, the amount of data for recording the position of exemplars can also be reduced by indirectly reducing the resolution of exemplar positions. In this alternate embodiment, exemplars on a line are ordered but no indication of the

position is recorded in the compressed image. In this alternate embodiment, the effective resolution of exemplar positions is indirectly reduced because the effective spacing between symbols on a line is estimated when an image is decompressed.

5           In addition, improved levels of compression can be achieved by identifying and eliminating exemplars that have little or no document content or that primarily affect document formatting. That is, improved levels of compression can be achieved by eliminating non-essential elements of document content and document formatting. For example, the dot over an "i" and ruled lines used to  
10 separate table cells can be omitted without any subsequent loss in document content in a decompressed image.

          It will be appreciated by those skilled in the art that as long as the order of the characters and other gross spacing properties of the binary image data 604 are preserved, the compressed image data 112 will contain sufficient content for  
15 verifying the authenticity of the original hardcopy document 602. In an alternate embodiment, the compression module 605 uses the JBIG2 encoding standard (details are available on the Internet at <http://www.jpeg.org/public/jbigpt2.htm>) to compress bi-level image data.

          Similar to the embodiment shown in Figure 1, the compressed image data  
20 112 is input to authentication token generator 114 along with private key 116 to produce authentication token 122 (i.e., digital signature). However, unlike the embodiment shown in Figure 1, the embodiment shown in Figure 6 provides different variations for integrating the digitally signed compressed image data (i.e., authentication token 122) with the binary image data 604. A first variation is  
25 to print the authentication token using data glyphs on an additional document page(s) 610 using a printer 126. The data glyphs printed on the additional document page 610 form what is defined herein as notary stamp 612. In an alternate embodiment, the notary stamp 612 is encoded using a serpentine halftone pattern discussed above and disclosed in U.S. Patent No. 5,706,099. In  
30 yet another embodiment, the notary stamp 612 is printed on an adhesive label

that is fixedly attached to the original hardcopy document 602, or a reproduction thereof, to produce a signed hardcopy document.

In a second variation, the authentication token represented as the notary stamp 612 is merged with the binary data 604 onto signed hardcopy document 5 614. In this second variation, a merge module 606 generates merged image data by shrinking (e.g., region 616) if necessary the binary image data 604 to fit with notary stamp 612 onto the signed hardcopy document 614. In a third variation, the authentication token 122 is a low intensity background pattern 618 that is merged with binary data 604 to define signed hardcopy document 620. In one 10 embodiment, the low intensity background pattern is a serpentine halftone pattern discussed above and disclosed in U.S. Patent No. 5,706,099.

Data glyphs referred to herein encode digital information in the form of binary ones and zeros that are then rendered in the form of very small linear marks. Generally, each small mark represents a digit of binary data. Whether the 15 particular digit is a binary one or zero depends on the linear orientation of the particular mark. For example, in one embodiment, marks oriented from top left to bottom right may represent a zero, while marks oriented from bottom left to top right may represent a one. The individual marks of the data glyphs, which form the notary stamp 612, are of such a size relative to the maximum resolution of a 20 printing device as to produce an overall visual affect to a casual observer of a uniform gray halftone area when a large number of such marks are printed together on paper. U.S. Patent Nos. 5,091,966, 5,128,525, 5,168,147, 5,221,833, 5,245,165, 5,315,098, 5,449,895, and 5,486,686, which are hereby incorporated by reference, provide additional information about the uses, 25 encoding and decoding techniques of data glyphs.

It will be appreciated by those skilled in the art that in the event the original hardcopy document 602 is gray, the authentication system can be defined such that the digital signature for a gray image is generated using notary stamp 612 as illustrated in the signed hardcopy documents 610 and 614. This 30 alternate embodiment would be appropriately used for example when the printer

66050-66044.60

126 used to generate a signed hardcopy document is not capable of generating serpentine halftone patterns.

### **E. Enhanced Image Compression**

5 Figure 7 illustrates an alternate embodiment for the compression module shown in Figures 1 and 6. The purpose of this alternate embodiment is to identify those areas of an image that can be more highly compressed than other areas. The image compression module 110 segments a bitmap image 108 using a segmentation module 702. The segmentation module operates known image segmentation techniques such as those disclosed in U.S. Patent No. 5,293,430.

10 The image segmentation module 702 identifies two or more image data types (e.g., image data type one 704 and image data type two 708). Depending on the nature of the data, each of the identified data types are then compressed with different compression algorithms (e.g., compression module 705 and compression module 709). For example, binary text identified as data type 704 is

15 compressed by module 705 which compresses data using symbol based compression, and photographs identified as data type 708 is compressed by module 709 which compresses data using JPEG or wavelets. Once compressed at different levels, these segmented portions are coalesced by module 710 into variably compressed image data 712. The advantage of the compression

20 module illustrated in Figure 7 is that it accounts for original hardcopy documents that combine multiple types of image data (e.g., image data, graphics, text).

### **F. Enhanced Authentication**

Figure 8 illustrates yet another alternate embodiment of the compression module 110. In this alternate embodiment, image segmentation performed by

25 image identifier 802 is based on the importance of image content and not on the type of image content as set forth in the embodiment shown in Figure 7. The determination of whether image content (i.e., image data) is important is performed automatically by identifier 802 or by hand by a user. For example, faces in a pictorial image are likely to be considered important, whereas the

30 background pattern behind the faces is likely to be considered less important.

When a region is identified to be important (e.g., image data 804), compression schemes with low compression ratios (e.g., compression module 805) are used to achieve higher fidelity. In contrast, image regions identified as being less important (e.g., image data 808) are compressed using compression schemes with high compression ratios (e.g., compression module 809). It will be appreciated by those skilled in the art that different compression schemes may not be required for the compression modules 805 and 809 and that different compression ratios are achieved by a single compression scheme that compress image data at multiple compression levels. Once compressed, the two (or more) levels of compressed data are coalesced by module 810 to produce variably compressed data 812.

In a variant of this embodiment, a sender interested in generating a signed hardcopy document manually highlights or annotates important and less important regions at a computer. The user could then be shown what the compressed image data looks like when reproduced by the recipient. The user could then either accept it, or decide that important parts are still not clear, and perform another iteration of selecting regions for higher or lower fidelity encoding.

### **G. Summary**

To recapitulate, the authentication system includes a signature generation system and a signature verification system. The signature generation system performs the steps of: scanning an original hardcopy document to reduce it to a bitmap (e.g., color or grayscale); compressing the bitmap image using compression schemes that achieve high compression ratios; signing the resulting bits; and printing a signed hardcopy document by encoding the signed bits using a serpentine halftone pattern (e.g., circular or hyperbolic) defining the bitmap image of the scanned original hardcopy document.

The authenticity of the signed hardcopy document is verified using the signature verification system by performing the steps of: recording (i.e., reducing to a digital form with a scanner) a bitmap of the signed hardcopy document;

5 decoding the data recorded in the serpentine halftone patterns of the signed  
hardcopy document; authenticating the decoded data (i.e., the authentication  
token); decompressing the authenticated decoded data (i.e., decompressed  
image data); and comparing the signed hardcopy document with lower fidelity  
10 printed decompressed image data to verify that they match. Advantageously, this  
authentication system provides a system for authenticating hardcopy documents  
even though slightly different bits are obtained each time a hardcopy document  
is scanned. A further advantage of the system is that it does not require any  
document specific information be stored online (except for the public key of the  
10 sender), thereby providing self-authenticating hardcopy documents.

15 It will be appreciated by those skilled in the art that the use of the term  
document herein and illustrated in the Figures is not limited to a single page but  
that it may refer to a collection of one or more pages. In one embodiment when a  
document is composed of multiple pages, each page is signed and verified  
15 separately. In an alternate embodiment when a multi-page document is  
identified, the signature generation system 100 explicitly encodes in the  
authentication token 122 a multi-page identifier (e.g., k of n pages) of each page  
of the document, if one exists.

20 It will also be appreciated by those skilled in the art that the quality of the  
compressed image that is subsequently compared with the original scanned in  
image will vary depending on the lossiness of the compression scheme used. If  
sufficient encoding space is available in the signed hardcopy document, a  
lossless compression scheme is used to compress the scanned hardcopy  
document. However, in the event lossless compression is not possible due to the  
25 limitation of the amount of data that can be encoded in a halftone or a notary  
stamp on a signed hardcopy document, lossy compression schemes are used in  
their place. In addition, it will be appreciated by those skilled in the art that there  
exists variations of digital authentication. For example, there exists private-private  
key authentication (e.g., based on the Diffie-Hellman Algorithm).

It will further be appreciated that the present invention may be readily implemented in software using software development environments that provide portable source code that can be used on a variety of hardware platforms. Alternatively, the disclosed system may be implemented partially or fully in hardware using standard logic circuits. Whether software or hardware is used to implement the system varies depending on the speed and efficiency requirements of the system and also the particular function and the particular software or hardware systems and the particular microprocessor or microcomputer systems being utilized.

The invention has been described with reference to a particular embodiment. Modifications and alterations will occur to others upon reading and understanding this specification taken together with the drawings. The embodiments are but examples, and various alternatives, modifications, variations or improvements may be made by those skilled in the art from this teaching which are intended to be encompassed by the following claims.

**CLAIMS:**

1. A method for authenticating a hardcopy document, comprising the steps of:

5 recording in a memory a scanned representation of the hardcopy document at a selected resolution;

generating lossy compressed image data with the scanned representation of the hardcopy document;

10 producing an authentication token with the lossy compressed image data; the authentication token including one of encrypted image data and hashed encrypted image data; the hashed encrypted image data including the lossy compressed image data and an encrypted hash of the lossy compressed image data; and

15 arranging in the memory the scanned representation of the hardcopy document with a digital encoding of the authentication data for rendering at a printer a signed hardcopy document.

2. The method according to claim 1, further comprising the step of verifying the signed hardcopy document by:

20 recording a scanned representation of the signed hardcopy document;

decoding the authentication token from the scanned representation of the signed hardcopy document;

authenticating the lossy compressed image data using one of the encrypted image data and the hashed encrypted image data; and

25 decompressing the authenticated lossy compressed image data for comparison with the signed hardcopy document to determine whether the signed hardcopy document is authentic.

66000-00000000



3. The method according to claim 2, further comprising the step of visually comparing the signed hardcopy document with the authenticated lossy compressed image data.

5 4. The method according to claim 2, further comprising the step of visually comparing the signed hardcopy document with a printed hardcopy document of the authenticated lossy compressed image data.

5. The method according to claim 2, wherein said step of producing an authentication token is performed with a private key and said step of authenticating lossy compressed image data is performed with a public key.

10 6. The method according to claim 1, further comprising the step of encoding the authentication token in a low intensity background pattern.

7. The method according to claim 1, further comprising the step of encoding the authentication token in embedded data.

15 8. The method according to claim 7, wherein said encoding step encodes the authentication token in a halftone pattern.

9. The method according to claim 8, wherein said encoding step encodes the authentication token in a hyperbolic halftone pattern.

10. The method according to claim 8, wherein said encoding step encodes the authentication token in a serpentine halftone pattern.

20 11. The method according to claim 7, wherein said encoding step encodes the authentication token in data glyphs.

12. The method according to claim 1, wherein said step of generating lossy compressed image data loses document formatting contained in the scanned representation of the hardcopy document.

25 13. The method according to claim 12, wherein said step of generating lossy compressed image data further comprises the step of compressing the scanned representation of the hardcopy document by identifying exemplars and

locations of exemplars; each exemplar identified representing one or more image segments from the scanned representation of the hardcopy document.

14. The method according to claim 13, wherein said compressing step records the exemplars at a resolution that is less than the selected resolution of  
5 the scanned representation of the hardcopy document.

15. The method according to claim 13, wherein said compressing step records that locations of exemplars at a resolution that is less than the selected resolution of the scanned representation of the hardcopy document.

16. The method according to claim 1, wherein said compressing step  
10 compresses identified portions of the image data at a plurality of compression ratios.

17. The method according to claim 16, further comprising the step of segmenting text data from pictorial data before compressing the scanned representation of the hardcopy document.  
15

66850-688410

18. A method for authenticating a hardcopy document, comprising the steps of:

recording in a memory a scanned representation of the hardcopy document at a selected resolution;

5       generating lossy compressed image data with the scanned representation of the hardcopy document;

producing an authentication token with the lossy compressed image data; the authentication token including one of encrypted image data and hashed encrypted image data; the hashed encrypted image data including the lossy compressed image data and an encrypted hash of the lossy compressed image data; and

10       arranging in the memory a digital encoding of the authentication data for rendering at a printer a label containing the digital encoding of the authentication data.

15

19. The method according to claim 18, further comprising the step of fixedly attaching the label to the hardcopy document to produce a signed hardcopy document.

20       20. The method according to claim 19, further comprising the step of verifying the signed hardcopy document by:

recording a scanned representation of the signed hardcopy document; decoding the authentication token from the scanned representation of the signed hardcopy document;

25       authenticating the lossy compressed image data using one of the encrypted image data and the hashed encrypted image data; and

decompressing the authenticated lossy compressed image data for comparison with the signed hardcopy document to determine whether the signed hardcopy document is authentic.

21. A system for authenticating a scanned representation of a hardcopy document, comprising:

an image compression module for generating lossy compressed image data with the scanned representation of the hardcopy document;

an authentication token generator for producing an authentication token with the lossy compressed image data; the authentication token including one of encrypted image data and hashed encrypted image data; the hashed encrypted image data including the lossy compressed image data and an encrypted hash of the lossy compressed image data; and

an encoding module for arranging the scanned representation of the hardcopy document with a digital encoding of the authentication data for rendering at a printer a signed hardcopy document.

22. The system according to claim 18, further comprising:

a memory for recording the signed hardcopy document;

a decoding module for decoding the signed hardcopy document to define decoded signed image data;

an authentication module for authenticating the decoded signed image data using one of the encrypted image data and the hashed encrypted image data to define authenticated image data; and

a decompression module for decompressing the authenticated image data to define decompressed image data;

means for comparing the signed hardcopy document with the authenticated hardcopy document to determine whether the signed hardcopy document is authentic.

23. The system according to claim 18, wherein said image compression module compresses the scanned representation of the hardcopy document by identifying exemplars and locations of exemplars; each exemplar identified representing one or more image segments from the scanned representation of  
5 the hardcopy document.

**ABSTRACT OF THE DISCLOSURE**

A system authenticates an original hardcopy document using a digital signature generation system and a digital signature verification system. Initially, the original hardcopy document is scanned to provide a bitmap image to the signature generation system. The bitmap image is highly compressed by the signature generation system using compression schemes such as MPEG (for gray images) or a low-fidelity symbol based compression scheme (for bi-level images). A signed hardcopy document is then printed that includes the bitmap image and an authentication token. The authentication token is encoded in the signed hardcopy document using either serpentine halftone patterns or data glyphs. The authenticity of the signed hardcopy document is verified by inputting a scanned bitmap image of the signed hardcopy document into the signature verification system. Once received, the signature verification system decodes, authenticates, and decompresses the bitmap image to define decompressed image data. The decompressed image data is then output to a display or printer and compared with the signed hardcopy document to determine whether it is authentic.

5  
10  
15  
20  
25  
30  
35  
40  
45  
50  
55  
60  
65  
70  
75  
80  
85  
90  
95

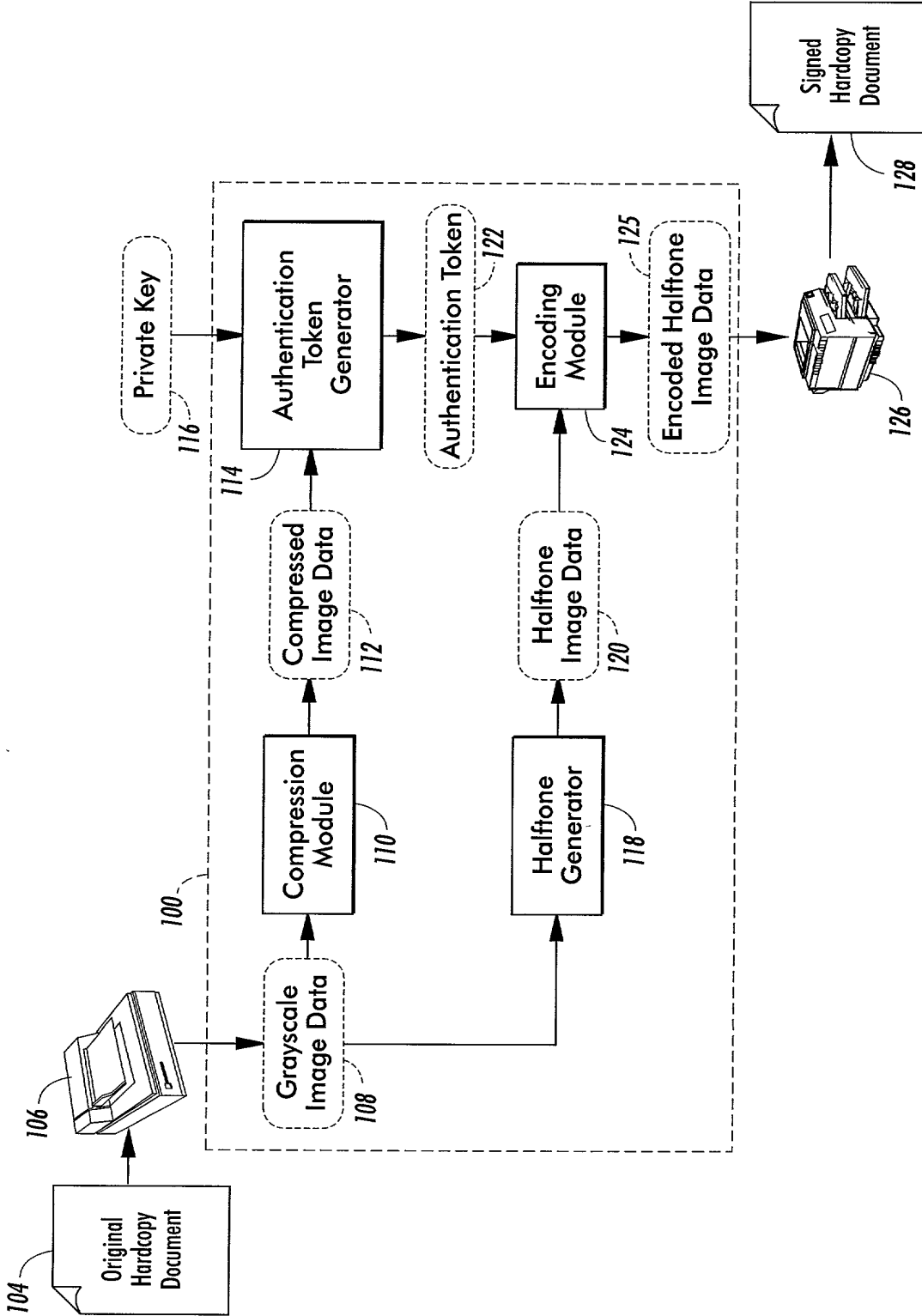


FIG. 1

Binary Data Encoding Component

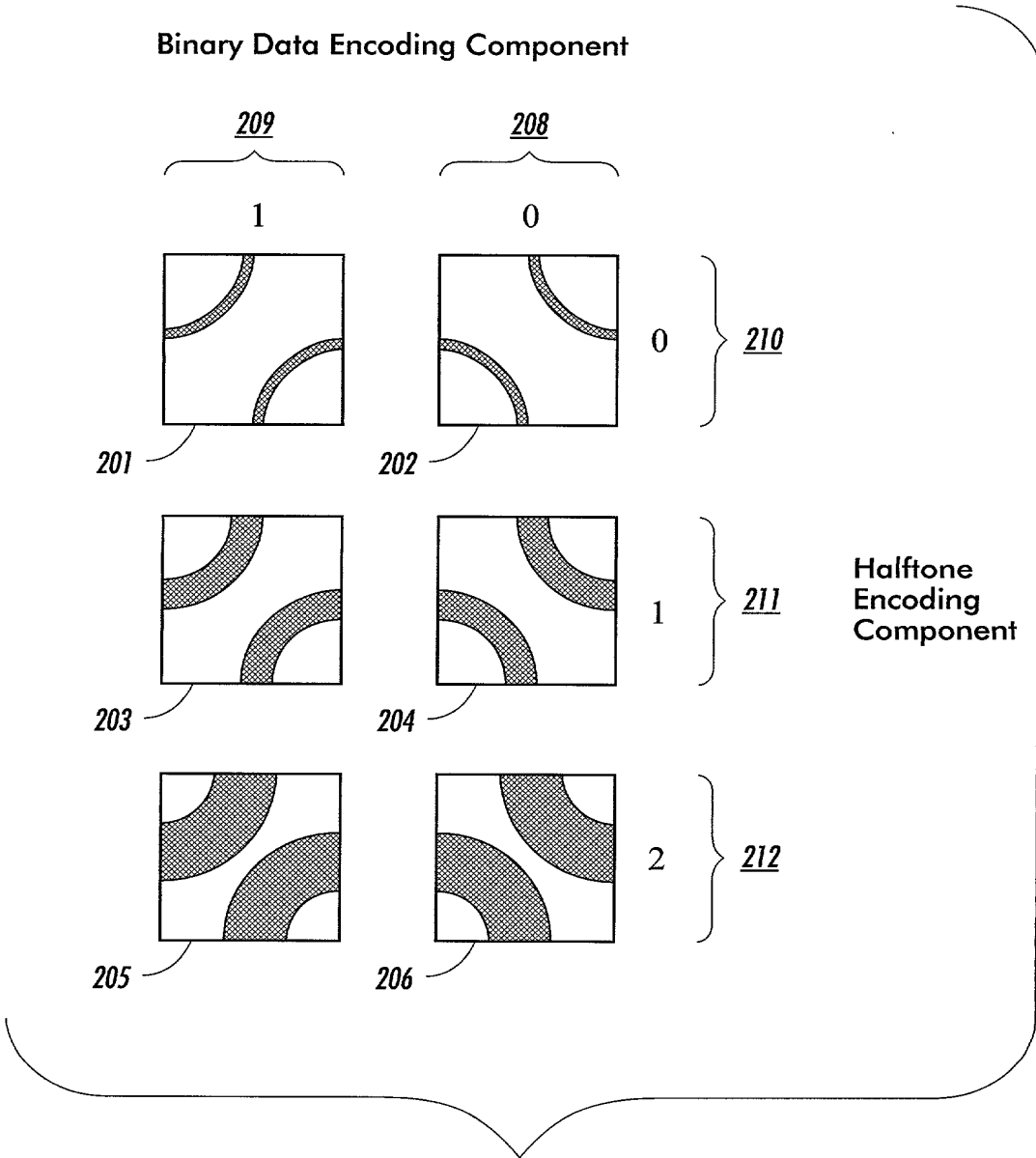


FIG. 2

US 2008/0100000 A1



660630 "660630"




FIG. 3

650E30-654HE60

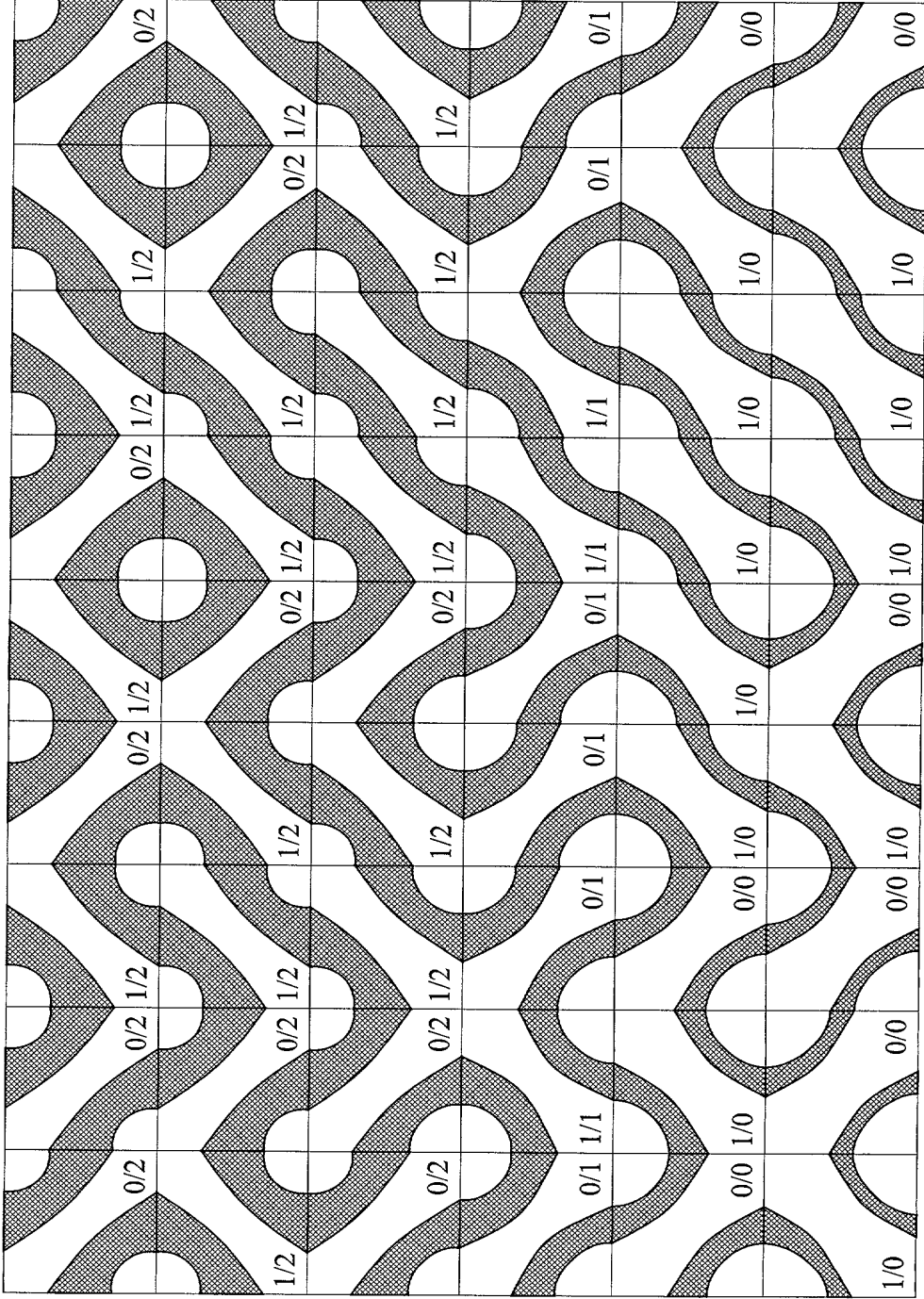


FIG. 4

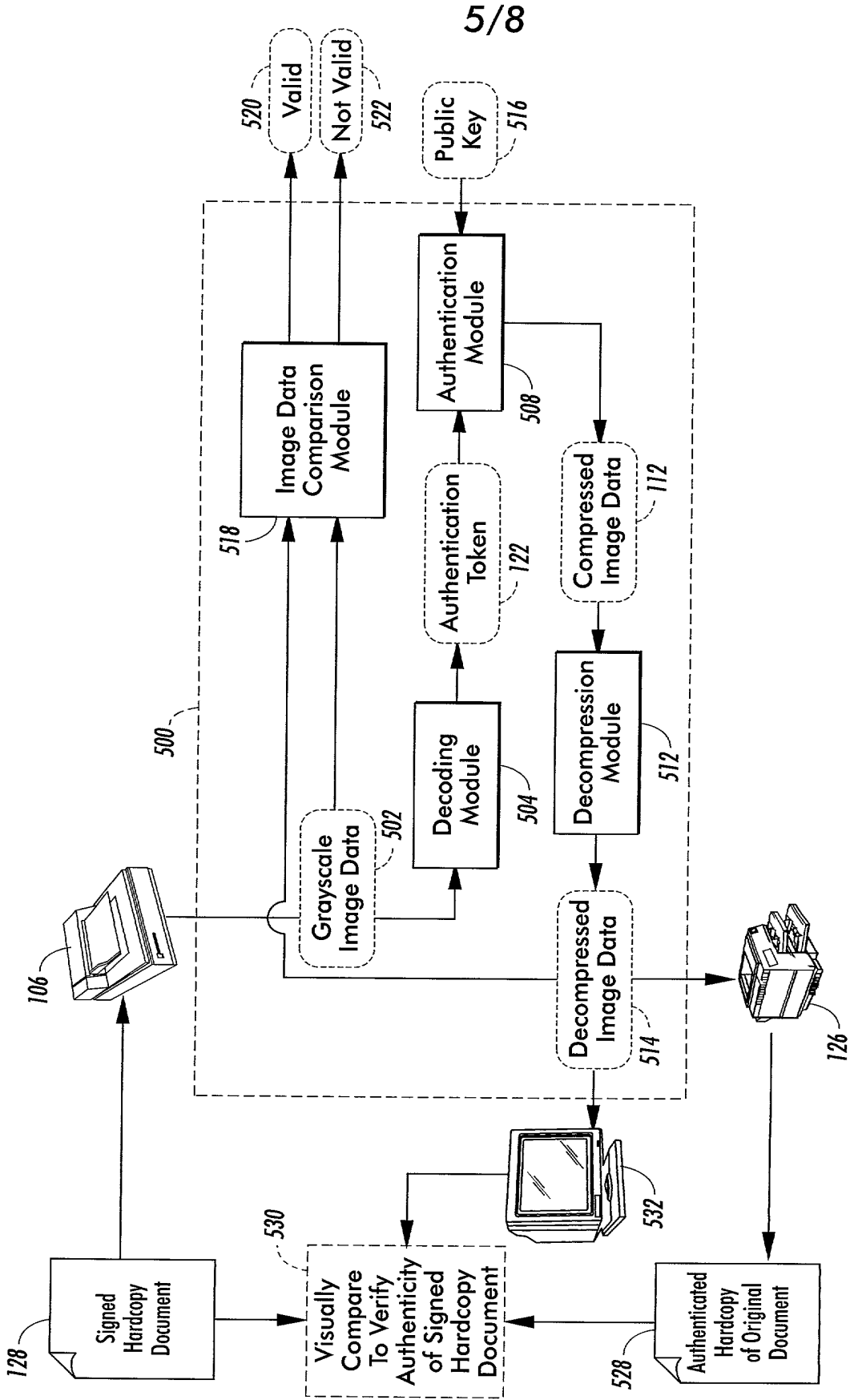


FIG. 5

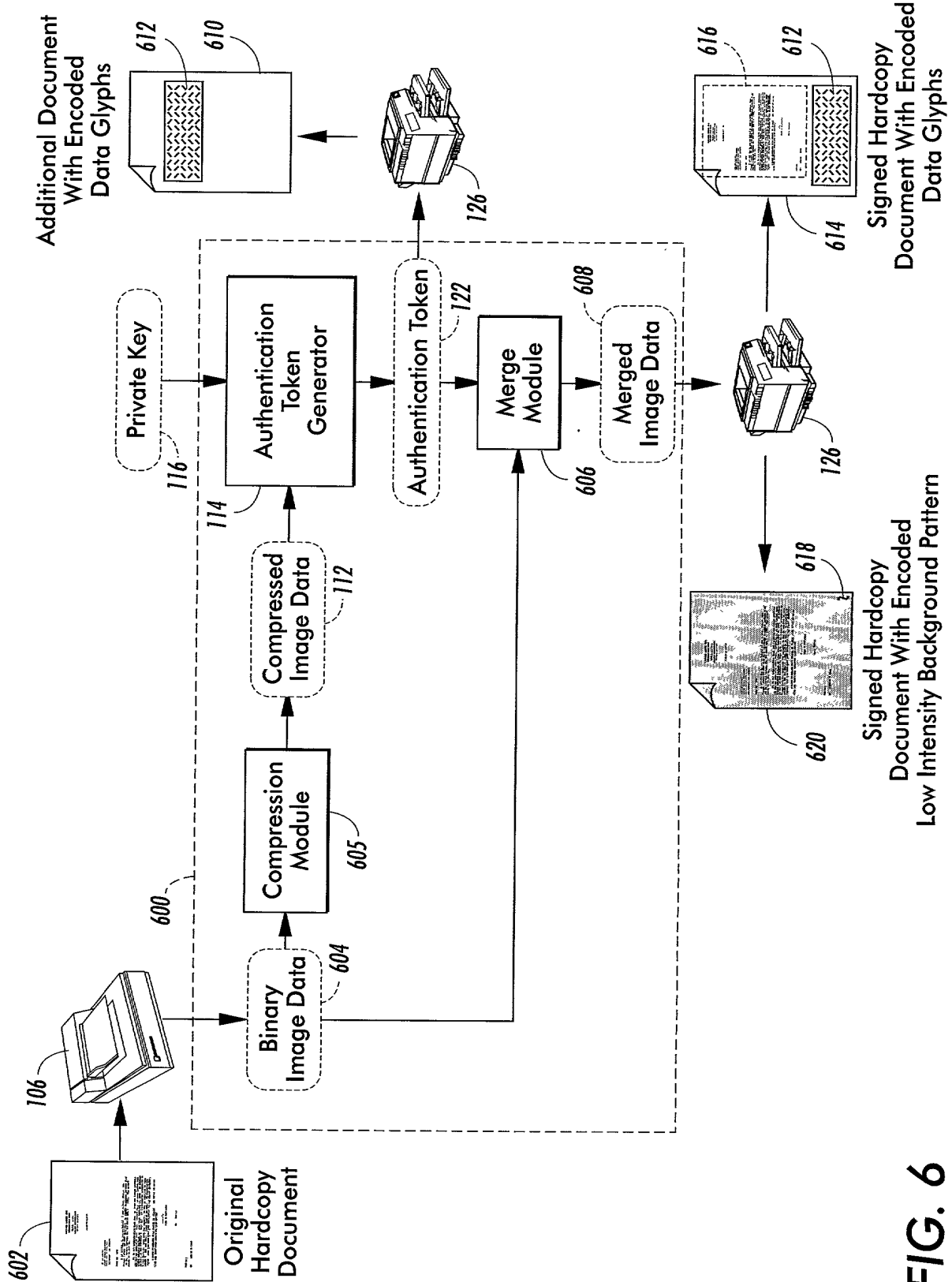


FIG. 6

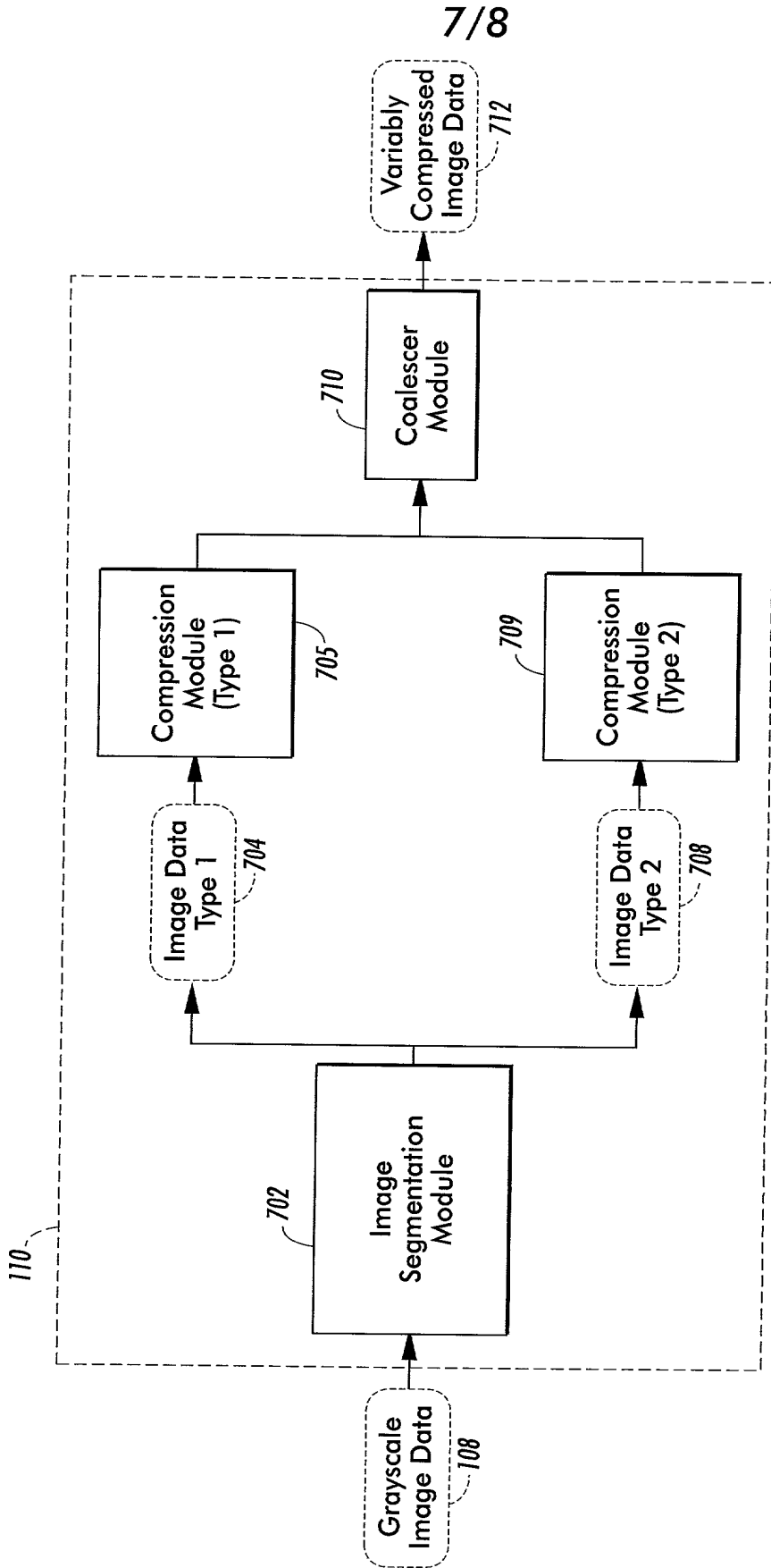


FIG. 7

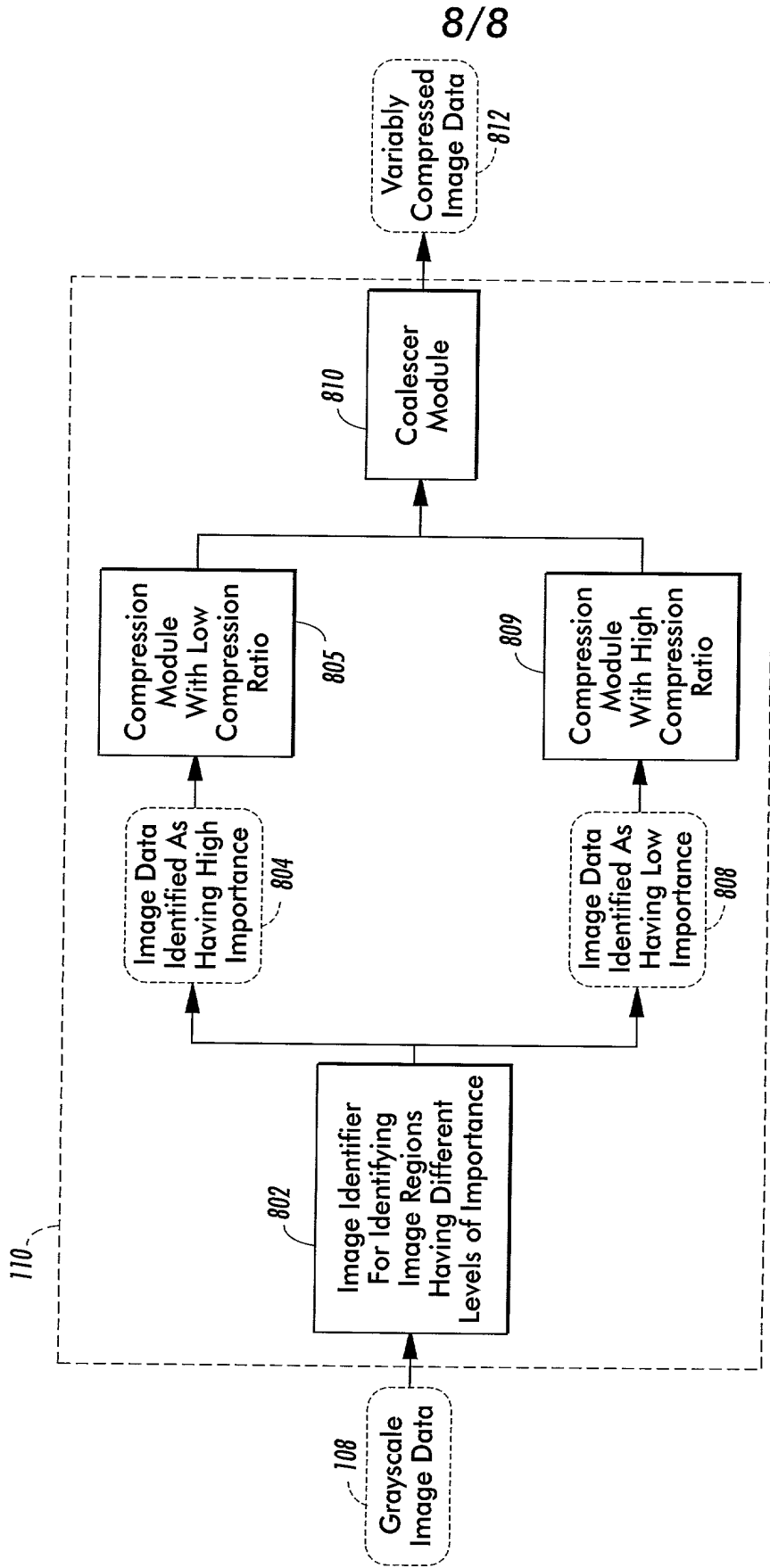


FIG. 8

**PATENT APPLICATION**

Attorney Docket No. **D/99176**

**DECLARATION AND POWER OF ATTORNEY FOR PATENT APPLICATION**

As a below named inventor, I hereby declare that:

My residence, post office address and citizenship are as stated below next to my name,

I believe I am the original, first and sole inventor (if only one name is listed below) or an original, first and joint inventor (if plural names are listed below) of the subject matter which is claimed and for which a patent is sought on the invention entitled: **SYSTEM FOR AUTHENTICATING HARDCOPY DOCUMENTS**

the specification and claims of which  
 are attached hereto OR  was filed on \_\_\_\_\_ as U.S. Application No. \_\_\_\_\_

I hereby state that I have reviewed and understand the contents of the above-identified specification, including the claims, as amended by any amendment referred to above.

I acknowledge the duty to disclose information which is material to the patentability as defined in Title 37, Code of Federal Regulations, §1.56.

I hereby claim priority benefits under Title 35, United States Code, §119 of any foreign or U.S. Provisional application(s) for patent listed below, and have also identified below any foreign application(s) or Provisional application(s) for patent having a filing date before that of the application on which priority is claimed:

Prior Foreign or U.S. Provisional Application(s)

<u>60/129,304</u>	<u>United States</u>	<u>14 April 1999</u>
(Number)	(Country)	(Day/Month/Year Filed)


<b>POWER OF ATTORNEY:</b> As a named inventor, I hereby appoint the following registered practitioners to prosecute this application and transact all business in the Patent and Trademark Office connected therewith.			
<b>John E. Beck</b>	<b>Reg. No. 22,833;</b>	<b>Henry Fleischer</b>	<b>Reg. No. 25,582;</b>
<b>Ronald F. Chapuran</b>	<b>Reg. No. 26,402;</b>	<b>Mark Costello</b>	<b>Reg. No. 31,342;</b>
<b>Jonathan A. Small</b>	<b>Reg. No. 32,631;</b>	<b>Eugene O. Palazzo</b>	<b>Reg. No. 20,881</b>
<b>Richard B. Domingo</b>	<b>Reg. No. 36,784;</b>	<b>Thomas Zell,</b>	<b>Reg. No. 37,481</b>
<b>ADDRESS ALL CORRESPONDENCE TO:</b>		<b>DIRECT TELEPHONE CALLS TO:</b>	
<b>John E. Beck</b>		(name and telephone number)	
<b>Xerox Corporation</b>		<b>Thomas Zell</b>	
<b>Xerox Square 20A</b>		<b>650-812-4281</b>	
<b>Rochester, New York 14644</b>			

I hereby declare that all statements made herein of my own knowledge are true and that all statements made on information and belief are believed to be true; and further that these statements were made with the knowledge that willful false statements and the like so made are punishable by fine or imprisonment, or both, under §1001 of Title 18 of the United States Code and that such willful false statements may jeopardize the validity of the application or any patent issuing thereon.

60129304 "Patented"

**DECLARATION AND POWER OF ATTORNEY, continued**


Name of sole or first inventor: David Goldberg

Inventor's Signature:   
Residence: 532 Channing Avenue #201, Palo Alto, California 94301  
Citizenship: U.S.A.

Date: June 28, 1999

Post Office Address:  
(Same as above)


Name of second joint inventor: William J. Rucklidge

Inventor's Signature:   
Residence: 148 Promethean Way, Mountain View, California 94043  
Citizenship: Canada and UK

Date: 30 June 1999

Post Office Address:  
(Same as above)

Name of third joint inventor: James D. Thornton

Inventor's Signature:   
Residence: 3312 Bay Road, Redwood City, CA 94063  
Citizenship: Canada

Date: June 29 1999

Post Office Address:  
(Same as above)

6614116